


Radiator Name: Fairmont Single

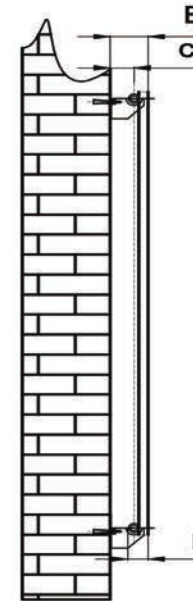
This product must be fitted only by a fully qualified installer




Description	Illustration	Qty
Radiator		1
Bracket		4
Fixing Screw		4
Spacer		4
Air Vent		1
End Plug		1



Front View



Side View



Back View

GENERAL RECOMMENDATION

Before fitting the radiator, it is necessary to wash out the heating system to remove any existing mud, scale, work residues, traces of flux, oil etc...

When the system water PH is outside the 5.5 - 8.5 range and/or when the dissolved is above 0.1mg/litre, it is always needed to protect the heating system components(the radiator is one of these) with a proper chemical treatment compatible with all parts in contact with water(Silicon rubber too).

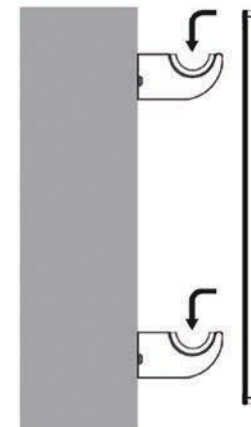
In order to fit the radiator to the wall, it is necessary to choose the proper fixings for the wall material.

If the system water exceeds 50 degrees Celsius, please install a warning mark near the radiator to avoid any accidental scald.

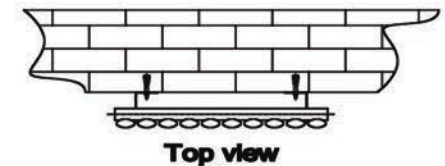
Clean the radiator surface only with a soft cloth to avoid scratching the finish and do not use chemicals against during cleaning operations.

It is prohibited to climb onto the radiator.

Maximum working temperature is 95 centigrad degree. Maximum working pressure is 6 bar.



Hang the radiator on the brackets.



Top view



Website: www.radiators4u.co.uk
Telephone Number: 02394 216 216
Sales: eq@radiators4u.co.uk
Customer Services: cs@radiators4u.co.uk

Radiators 4u
Unit 4 - Victory Trading Estate
Kiln Road
Portsmouth - PO3 5LP